

The State of Wisconsin Medicaid Long Term Care



2021 Disability Service Network Conference

Curtis J. Cunningham
Assistant Administrator
Benefits and Service Delivery
October 14, 2021

Agenda

- Current state and trends, including COVID-19 for Wisconsin's Medicaid long-term care (LTC)
- Key initiatives
 - Home and Community-Based Services (HCBS) Settings Rule
 - 2021-23 Biennial Budget
 - Pay for Performance
 - Electronic Verification Visits
 - American Rescue Plan Act
- Answers to your questions

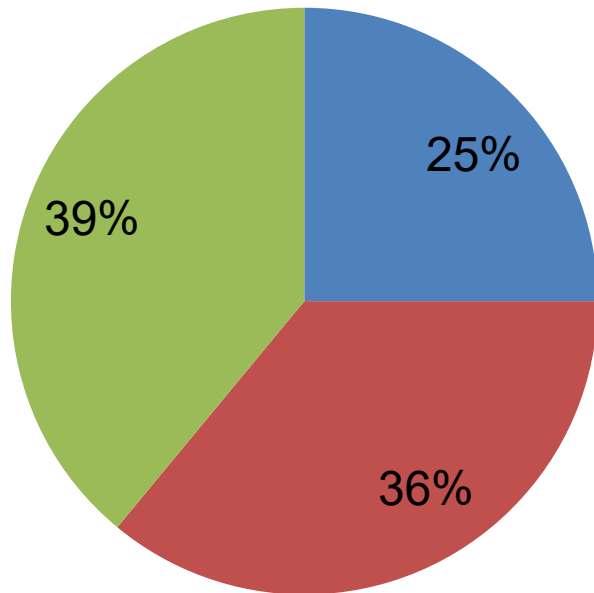
Wisconsin Medicaid

Medicaid Provides Funding for More than 20 Wisconsin Programs

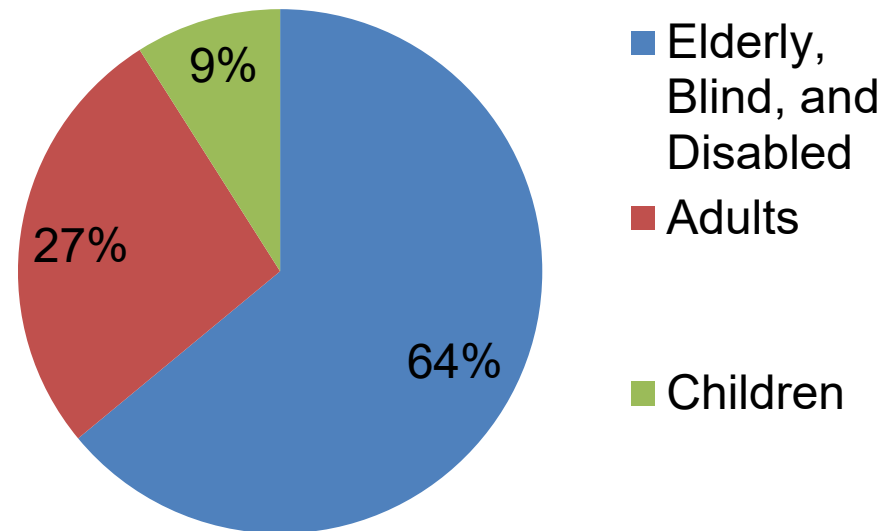


Wisconsin Medicaid: Current State

Caseload by eligibility group



General Purpose Revenue
(GPR) by eligibility group



- Elderly, Blind, and Disabled
- Adults
- Children

IID Settings

Sum of Average Members

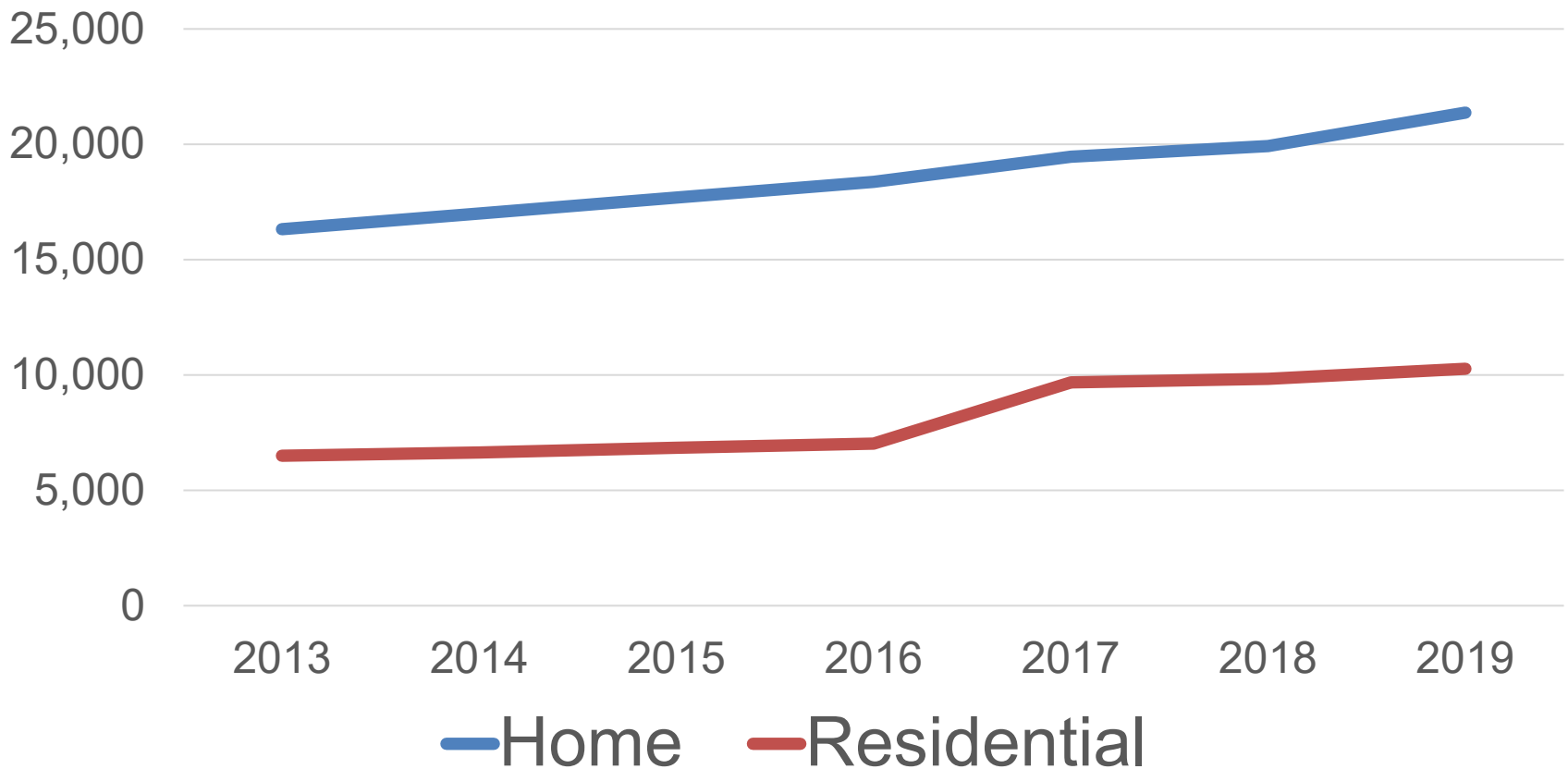
Setting	2017	2018	2019
Home	19,465	19,923	21,366
1-2 bed AFH	1,636	1,720	1,812
3-4 bed AFH	4,676	4,598	4,728
CBRF	3,204	3,330	3,498
RCAC	166	185	228
NH	668	674	642
ICF-IID	83	87	84
State-run ICF-IID	347	341	326
Grand Total	30,246	30,859	32,684

2019 Average ID/DD Long-Term Care Enrollees Per Day

Type of residence	Number of ID/DD enrollees, 2017	% of all ID/DD enrollees, 2017	% of all ID/DD enrollees, 2013
Home	21,366	66.7%	69.6%
Residential Includes assisted living communities (ALC)	10,266	32.0%	27.7%
ICF-IMD	84	0.3%	1.0%
State ID/DD Centers	326	1.0%	1.7%
TOTAL	32,041	100.0%	100.0%

Average Number of ID/DD Individuals in Setting

Home vs Residential



IID Settings

Average Daily Cost

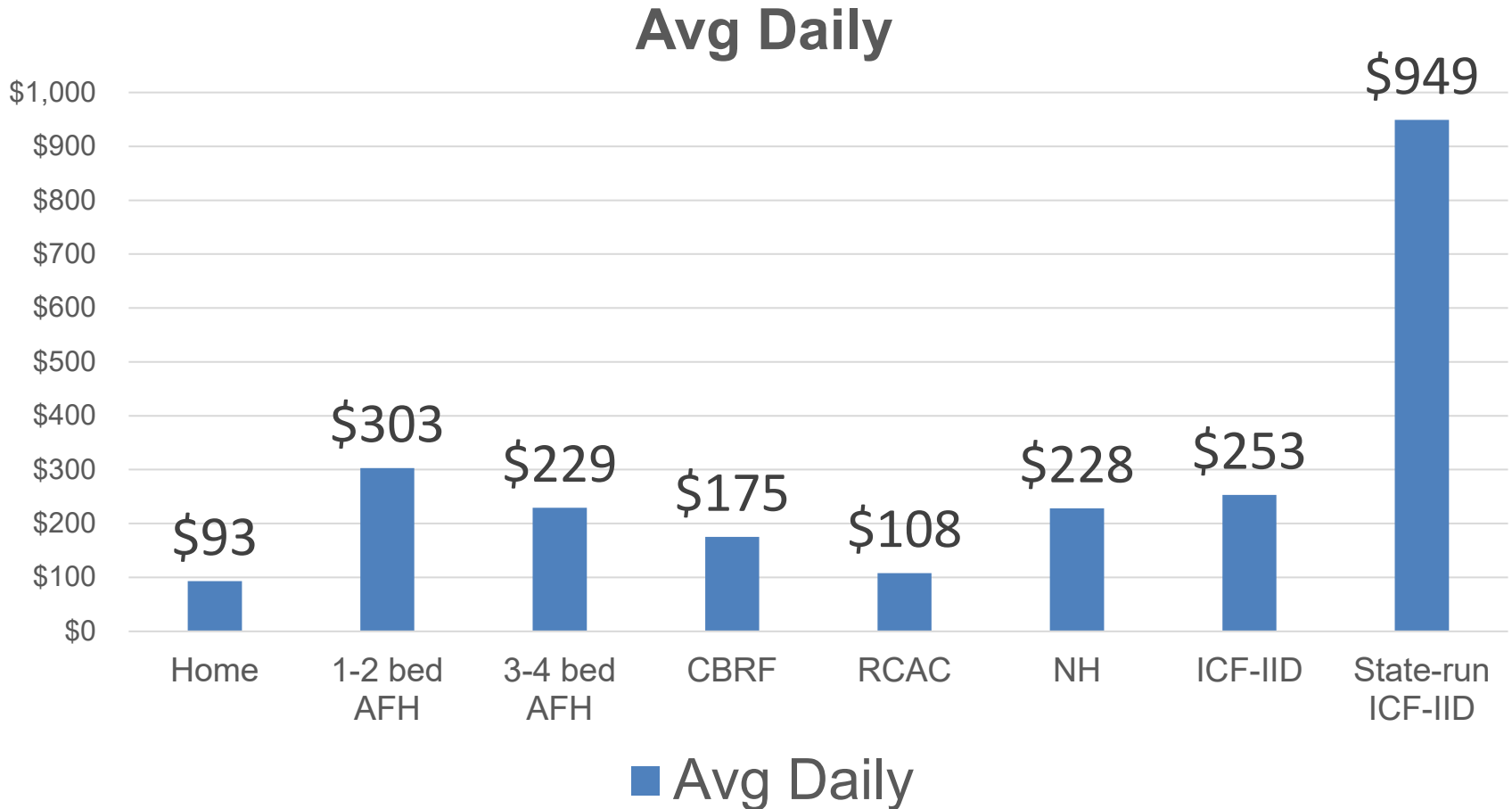
<i>Setting</i>	<i>2017</i>	<i>2018</i>	<i>2019</i>
Home	\$ 94	\$ 92	\$ 93
1-2 bed AFH	\$ 252	\$ 277	\$ 303
3-4 bed AFH	\$ 231	\$ 226	\$ 229
CBRF	\$ 186	\$ 175	\$ 175
RCAC	\$ 104	\$ 106	\$ 108
NH	\$ 217	\$ 228	\$ 228
ICF-IID	\$ 243	\$ 249	\$ 253
State-run ICF-IID	\$ 845	\$ 887	\$ 949

IID Settings

Average Annual Cost Per Member

<i>Setting</i>	<i>2017</i>	<i>2018</i>	<i>2019</i>
Home	\$ 34,484	\$ 33,685	\$ 34,013
1-2 bed AFH	\$ 92,238	\$ 101,347	\$ 110,881
3-4 bed AFH	\$ 84,347	\$ 82,700	\$ 83,599
CBRF	\$ 67,948	\$ 64,193	\$ 64,083
RCAC	\$ 38,217	\$ 38,711	\$ 39,638
NH	\$ 79,385	\$ 83,447	\$ 83,309
ICF-IID	\$ 88,950	\$ 91,040	\$ 92,492
State-run ICF-IID	\$ 308,723	\$ 323,839	\$ 346,490

2019 Average Daily Cost Per ID/DD Member



HCBS COVID-19 - Total Cases

<https://www.dhs.wisconsin.gov/hcbs/data.htm>

Program Type	Cases - Positive Tests	Program Enrollment	Cases as a % of Enrollment
IRIS	1,828	23,221	7.9%
Managed Care (FC, Partnership, PACE)	9,159	55,358	16.6%
Total	10,987	78,579	14.0%

HCBS COVID-19 Hospitalization

Hospitalized	2,923
HCBS waiver program - Percent of COVID-19 cases resulting in hospitalization	26.6%
Wisconsin Statewide - Percent of COVID-19 cases resulting in hospitalization	5.4%

HCBS COVID-19 Deaths

Deceased	1,167
----------	-------

HCBS waiver program - Percent of COVID-19 cases resulting in death	10.6%
--	-------

Wisconsin Statewide - Percent of COVID-19 cases resulting in death	1.1%
--	------

HCBS Settings Rule



To protect and promote the health and safety of the people of Wisconsin

HCBS Settings Rule—Intent

To maximize the opportunities for individuals receiving Medicaid-funded HCBS to receive those services in a manner that:

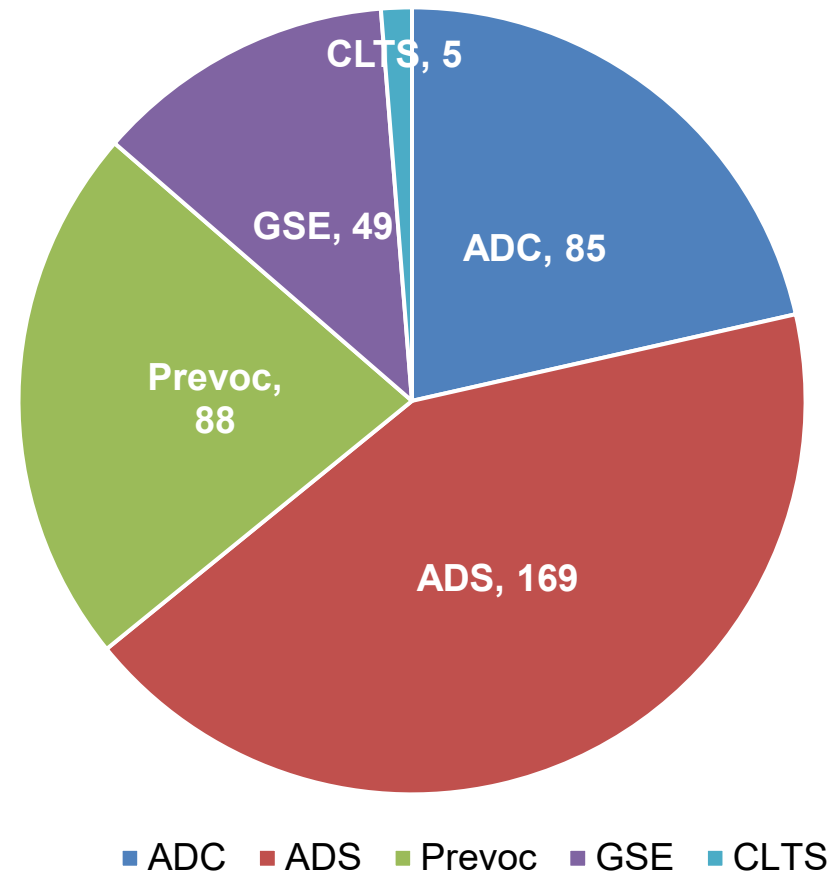
- Protects and enhances individual choice
- Promotes community integration
- Improves quality of services
- Provides additional protections

HCBS Non-Residential Final Setting Rule

- Non-Residential Reviews Continue
 - 396 Total Reviews By Setting Type
 - 384 Initial Reviews Completed
 - 262 Settings Determined Compliant
 - 122 Settings in Active Remediation
- At this time, No Letters of Non-Compliance issued
- Verification Visits Beginning Fall of 2021

*Data from 9/10/21

Settings By Service Type - 396



For More Information

Sign up for email updates

www.dhs.wisconsin.gov/aboutdhs/alerts.htm

DHS HCBS website

www.dhs.wisconsin.gov/hcbs/index.htm

Centers for Medicare & Medicaid Services (CMS)
HCBS website

www.medicare.gov/medicaid/hcbs/index.html

2021-23 Biennial Budget

- State Directed Payments
- Direct Care Workforce Payment



Workforce Funding Efforts

- State Directed Payments
- Direct Care Workforce Payments
- Cares Provider Payments

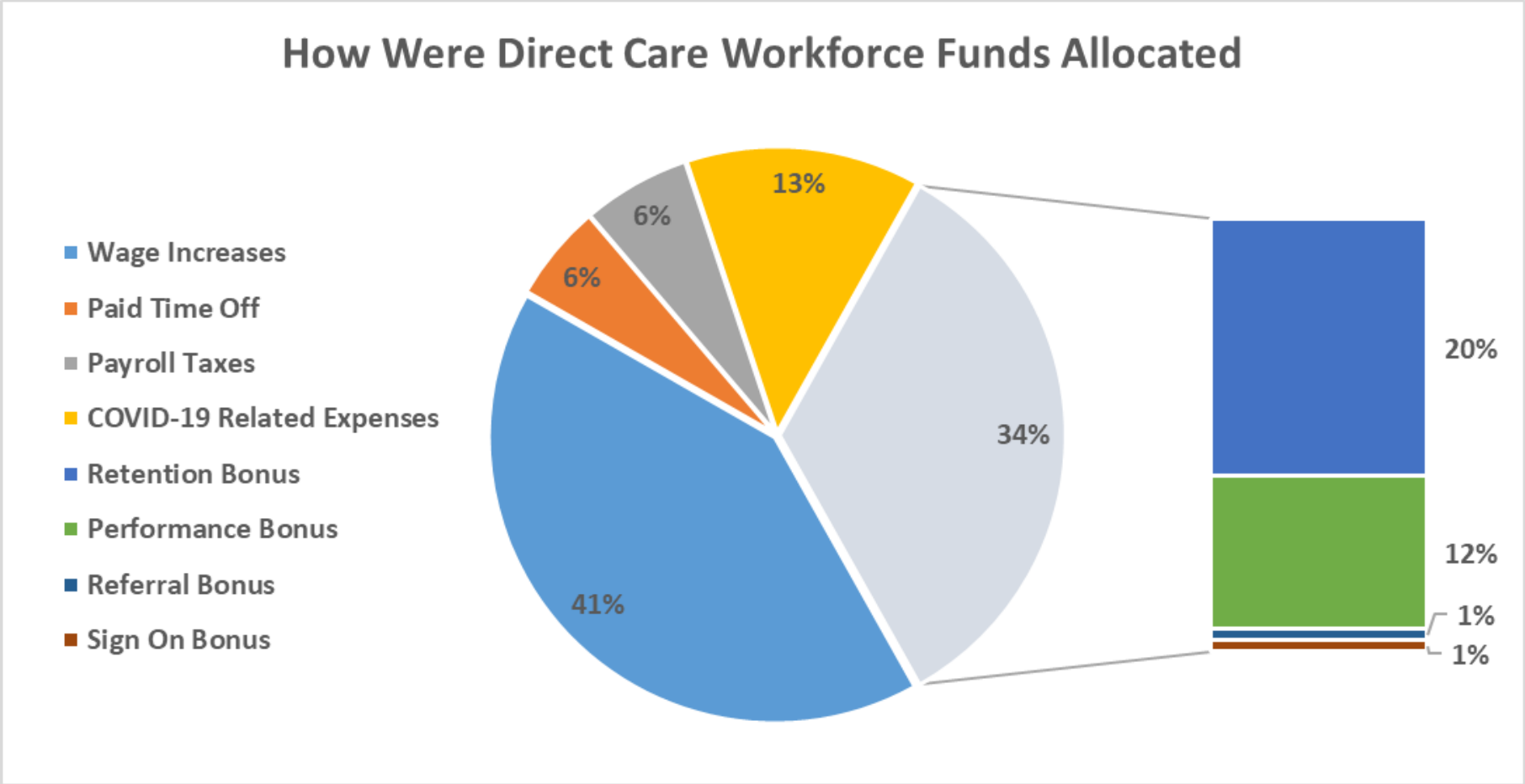
State Directed Payments

- 4.24% rate increase
- FY 21 existing Medicaid budget (State/Fed)
- Effective date: June 1, 2021
- Amount: \$30 Million
- Family Care MCOs, pass through to providers

Direct Care Workforce Funding

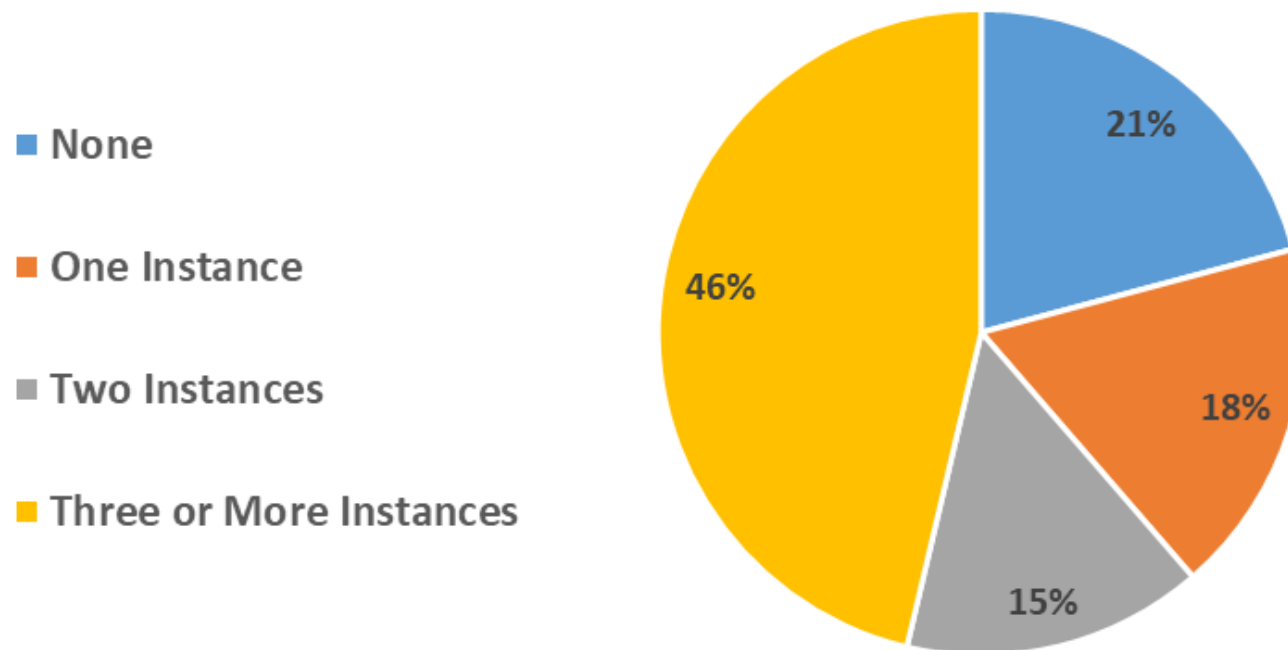
- 2021-2023 Biennial Medicaid budget (State/Fed)
- Effective date: July 8, 2021
- Amount: \$104 Million
- No change to existing rules
- Survey Results for how the previous allocation went

How were Funds Allocated



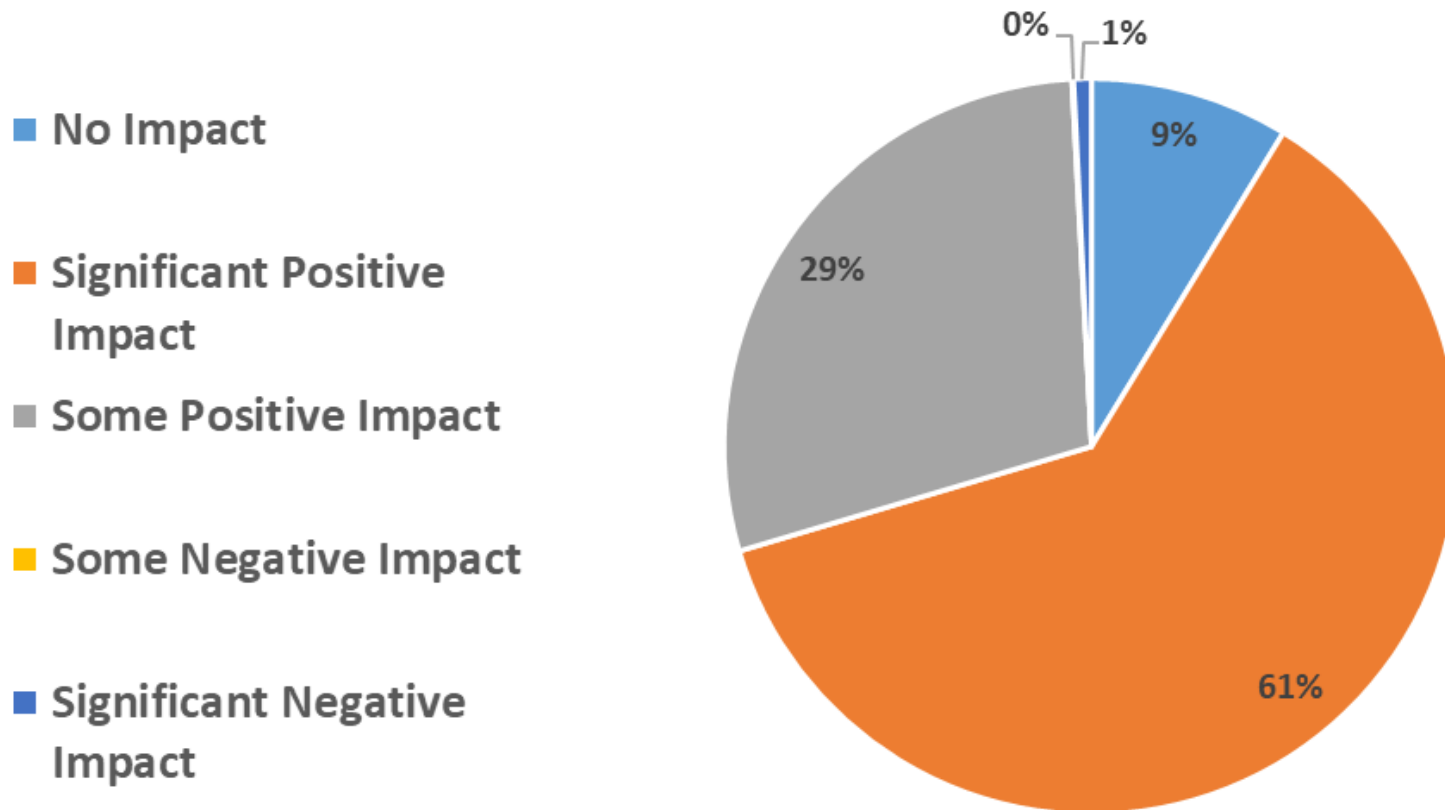
Instances of Retention Due to Funding

Instances of Retention Due to Direct Care Workforce Funding



Overall Impact

Overall Impact of Direct Care Workforce



Pay For Performance



MCO P4P Initiatives

2018	2019	2020	2021
Satisfaction Survey	Satisfaction Survey	Satisfaction Survey	Satisfaction Survey
	Competitive Integrated Employment	*CIE P4P suspended due to COVID-19	Competitive Integrated Employment
	Assisted Living Communities	Assisted Living Communities	Assisted Living Communities

Survey P4P Effectiveness

Survey P4P (2018, 2019, 2020)

- From 2018 to 2020, across all survey questions, there was a **2.0% increase** in satisfaction across all programs and MCOs.
- In 2020, **81.9% of members were Very or Extremely Satisfied** overall, up from 79.9% in 2018.

Assisted Living Communities Overview

The initiative is focused on incentivizing MCOs to improve quality of care provided at Assisted Living Communities (ALCs) in their provider network. ALCs include three facility types:

- Community-based residential facilities (CBRFs)
- Certified residential care apartment complexes (RCACs)
- 3-4 bed adult family homes (AFHs)

Assisted Living Communities 2020 Results

	iCare	LCI	CCI	Inclus a	MCW	All
# Members in Incentive 1 (HCBS and DQA abbrev. survey)	39 (27.7%)	1142 (39.9%)	1708 (40.8%)	1876 (40.8%)	1961 (33.4%)	6726 (38.1%)
# Members in Incentive 2 (HCBS, DQA abbrev. survey, WCCEAL, and falls measure met)	8 (5.7%)	184 (6.4%)	306 (7.3%)	397 (8.6%)	466 (7.9%)	1361 (7.7%)
# Members in Neither Category	94 (66.7%)	1539 (53.7%)	2174 (51.9%)	2329 (50.6%)	3439 (58.6%)	9575 (54.2%)
# Total Members in ALCs (MCO data submissions as of 12/31/2019)	141 (100%)	2865 (100%)	4188 (100%)	4602 (100%)	5866 (100%)	17662 (100%)

Assisted Living Communities 2020 Results

	iCare	LCI	CCI	Inclusa	MCW	All MCOs
Incentive 1 Earnings	\$5,798	\$169,788	\$253,939	\$278,917	\$291,555	\$1M
Incentive 2 Earnings	\$5,878	\$135,194	\$224,834	\$291,697	\$342,395	\$1M
Total Earnings	\$11,676	\$304,983	\$478,774	\$570,614	\$633,950	\$2M

2021 CIE Pay for Performance (P4P)

- Quarter 1 Employment Wage Collection Data Collected/Analyzed to Set Individual MCO Baseline Data
- Quarter 4 Employment Wage Collection Data Determines if MCO Receives Withhold and Incentive Payments
- MCOs Must Maintain CIE Employment for Withhold
- MCOs Must Increase CIE Employment to Earn Incentive by 4%
- MCO Must Met Withhold Criteria to be Eligible for Incentive Payment
- Plan to Continue CIE Employment P4P in 2022

Electronic Visit Verification (EVV)

6 KEY DATA POINTS



Who receives service



Where service is provided



Who provides service

Date of service



What service is provided

**Time in/
Time out**



EVV Background and Update

- The federal 21st Century Cures Act requires all states to implement electronic visit verification (EVV) for Medicaid-covered personal care services by January 1, 2021.
- In response to the 21st Century Cures Act, the Wisconsin Department of Health Services (DHS) is rolling out EVV in two phases:
 - November 2, 2020: Soft launch, when EVV was required
 - January 1, 2022: Hard launch, when consequences for not using EVV begin
- ***Note – for more details about EVV please see the March 2021 DSPN presentation or visit our EVV website at www.dhs.wisconsin.gov/evv***


EVV Soft Launch Phase

Soft Launch Progress

- 500 provider agencies have completed training
- 73,000 workers have been added to the program setup
- 85% of providers have registered workers
- 64% of providers have logged visits with EVV data
- 2.5 million visits captured with EVV

EVV Hard Launch Policy

Timeline



EVV Hard Launch Policy

- For dates of service on and after **January 1, 2022**, there will be consequences when EVV information is not captured for required services.
- These consequences include:
 - Claim denial.
 - Exclusion from future capitation rate setting development.
 - Possible IRIS participant disenrollment.

American Rescue Plan Act (ARPA)

Overview of American Rescue Plan Act and CMS Guidance

- On March 11, 2021 the American Rescue Plan Act (ARPA) became law.
- Section 9817 allows for a 10% enhanced federal matching percentage (eFMAP) on certain home and community based services from April 1, 2021, through March 31, 2022.
- On May 13, 2021 the Centers for Medicare and Medicaid Services (CMS) issued a State Medicaid Director Letter outlining further guidance around section 9817.

<https://www.medicaid.gov/federal-policy-guidance/downloads/smd21003.pdf>

Overview of American Rescue Plan Act and CMS Guidance

- States must comply with Maintenance of Effort (MOE) Requirement.
- States must submit both a spending plan projection and spending narrative by June 12, 2021 or request a 30 day extension to July 11, 2021
- States will be permitted to use the eFMAP funding through March 31, 2024.
- States must use funds to *“implement or supplement the implementation of one or more activities to enhance, expand, or strengthen HCBS under the Medicaid program”*

Current ARPA HCBS Initiatives

ARPA HCBS Projects	
Medicaid HCBS Workforce, Provider Capacity, and Fiscal Stability	Independent living and Family
5% rate increase for all HCBS providers starting in CY22	Independent Living Pilot
Develop HCBS Rate Schedule	Unpaid caregiver assessment, training, and resources
Rate Implementation Smoothing	Access to HCBS Information and Services
Establish Direct Care Services Career Ladder with credentialing, training and differential MA Rates	Virtual Aging and Disability Resource Platform
Staff Stability Survey	ADRC Outreach and Education
Direct Caregiver registry	Family Resource Center
Promoting Quality and Innovations	Assisted living Information, Analysis, and Quality Oversight
Grants to Improve, Enhance and Strengthen HCBS	Assisted Living Reporting Tool/ Survey
Tribal Long Term Care System	Member Assessment
System Development	1-2 Bed AFH Certification
ADRS for tribes	Protective Services Improvements and Coordination

Next Steps/ Questions



Contact

Curtis J. Cunningham

Assistant Administrator

Benefits and Service Delivery

Division of Medicaid Services

Wisconsin Department of Health Services

curtis.cunningham@wisconsin.gov

608-261-7810